

WE "DIG" FOR EXCELLENCE



# The Rental Place

RENTAL EQUIPMENT AVAILABLE FOR  
EXCAVATION • LANDSCAPING • LAWN & GARDEN  
CONCRETE & MORE



SERVING BERKS & LEHIGH COUNTY

610 334 7859 • 111 LONG LANE ROAD • KUTZTOWN PA 19530

## TABLE OF CONTENTS

➤ LOADERS & ATTACHMENTS	4-5
➤ EXCAVATION EQUIPMENT	6
➤ TREE EQUIPMENT	7
➤ 4X4 MAN LIFT	7
➤ TRAILERS	8
➤ MISCELLANEOUS	8

**WE GOT THE EQUIPMENT!**



## RENTAL TERMS & POLICIES

### RENTAL RATES

- HALF DAY = ANY 5 HOUR TIME PERIOD
- HALF DAY OVERNIGHT = 4PM - 7AM NEXT DAY - IN USE 5 HOURS OR LESS
- FULL DAY = 24 HOUR TIME PERIOD FROM TIME OF PICKUP OR SCHEDULED DROP-OFF/DELIVERY - IN USE 8 HOURS OR LESS
- FULL WEEK = FIVE (5) CONSECUTIVE CALENDAR DAYS - IN USE 40 HOURS OR LESS
- FULL MONTH = A FULL CALENDAR MONTH - IN USE 160 HOURS OR LESS

### PRO-RATED OVERAGE CHARGES

RENTAL RATE - DIVIDED BY RENTAL HOURS - MULTIPLIED BY NUMBER OF OVERAGE HOURS

### FUEL CHARGES

All equipment is rented with a full tank of fuel. IF RETURNED EQUIPMENT NEEDS RE-FUELED IT WILL BE BILLED AT OUR CURRENT FUEL RATE.

### CLEANING CHARGES

RENTAL EQUIPMENT MUST BE RETURNED IN THE CONDITION YOU RECEIVED THEM. Concrete splatter, excessive dirt, etc WILL INCUR ADDITIONAL CLEANING CHARGES.

### CUSTOMER EDUCATION

BOOM TYPE MAN LIFTS REQUIRE OPERATOR TRAINING. At the delivery of rented machines we spend as much time as needed to familiarize you and your operators with the machine. WE ASK YOU TO COMPLETE & SIGN A LIFT RESPONSIBILITY FORM PRIOR TO RENTING STATING THAT YOU HAVE BEEN TRAINED AND TAKE RESPONSIBILITY FOR TRAINING OF ALL ADDITIONAL OPERATORS DURING YOUR RENTAL PERIOD.

**CALL THE RENTAL PLACE  
@ 610 334 7859  
OR GOOGLE US FOR MORE INFO**

**HELPING  
YOU  
GET THE  
JOB DONE  
FASTER  
& EASIER**

**NEW EQUIPMENT COMING!**  
CALL FOR INFO ON OUR LATEST ADDITIONS

\*2025, PRICES SUBJECT TO CHANGES WITHOUT NOTICE

 **SERVING BERKS & LEHIGH COUNTY**

## BOBCAT MTL 100 Stand-on

OPERATING WEIGHT 3,552 LB

RATED CAPACITY 1,000 LB

TIPPING LOAD 3,000 LB



ADAPTOR PLATE  
INCLUDED!

MT100 FITS ALL COMMON  
MINI ATTACHMENTS!

<b>\$145</b>	<b>\$195</b>	<b>\$685</b>	<b>\$1950</b>
HALF DAY	FULL DAY	PER WEEK	PER MONTH

BUCKET OR FORKS INCLUDED W/ RENTAL!



### Pallet Forks

2500 LB CAPACITY

<b>\$20</b>	<b>\$25</b>	<b>\$100</b>	<b>\$300</b>
HALF DAY	FULL DAY	PER WEEK	PER MONTH



### Grapple 44"

<b>\$50</b>	<b>\$65</b>	<b>\$225</b>	<b>\$675</b>
HALF DAY	FULL DAY	PER WEEK	PER MONTH



### Tooth Bucket 42"

<b>\$20</b>	<b>\$25</b>	<b>\$100</b>	<b>\$300</b>
HALF DAY	FULL DAY	PER WEEK	PER MONTH




### Auger 12" & 20" Bits

<b>\$95</b>	<b>\$125</b>	<b>\$450</b>	<b>\$1350</b>
HALF DAY	FULL DAY	PER WEEK	PER MONTH



### Bucket 44"

<b>\$20</b>	<b>\$25</b>	<b>\$100</b>	<b>\$300</b>
HALF DAY	FULL DAY	PER WEEK	PER MONTH



### Trencher 3'x 6'

<b>\$95</b>	<b>\$125</b>	<b>\$450</b>	<b>\$1350</b>
HALF DAY	FULL DAY	PER WEEK	PER MONTH

LOADERS & ATTACHMENTS



## DEERE 333E Track Loader

OPERATING CAPACITY 4,700 LB

WEIGHT 11,800 LB • 100 HP



<b>\$190</b>	<b>\$250</b>	<b>\$875</b>	<b>\$2650</b>
HALF DAY	FULL DAY	PER WEEK	PER MONTH

BUCKET OR FORKS INCLUDED W/ RENTAL!



### Trencher

<b>\$130</b>	<b>\$175</b>	<b>\$625</b>	<b>\$1875</b>
HALF DAY	FULL DAY	PER WEEK	PER MONTH



### Tree Saw

12' REACH  
36" BLADE


<b>\$190</b>	<b>\$250</b>	<b>\$875</b>	<b>\$2625</b>
HALF DAY	FULL DAY	PER WEEK	PER MONTH



### TM 4536 Pro 2 Log Splitter


INCLUDES 4 WAY & REGULAR WEDGE

<b>\$130</b>	<b>\$175</b>	<b>\$615</b>	<b>\$1840</b>
HALF DAY	FULL DAY	PER WEEK	PER MONTH



### Grapple 72"

<b>\$55</b>	<b>\$75</b>	<b>\$275</b>	<b>\$825</b>
HALF DAY	FULL DAY	PER WEEK	PER MONTH



### Bucket 84"

<b>\$25</b>	<b>\$30</b>	<b>\$100</b>	<b>\$300</b>
HALF DAY	FULL DAY	PER WEEK	PER MONTH

### Pallet Forks



<b>\$20</b>	<b>\$30</b>	<b>\$100</b>	<b>\$300</b>
HALF DAY	FULL DAY	PER WEEK	PER MONTH

LOADERS & ATTACHMENTS

SERVING BERKS & LEHIGH COUNTY



## CAT 259D3 Track Loader

OPERATING CAPACITY 2010 LB

WEIGHT 8,987 LBB • 74.3 HP

**\$190**

HALF DAY

**\$250**

FULL DAY

**\$875**

PER WEEK

**\$2650**

PER MONTH

WE "DIG" FOR EXCELLENCE



**Tiller  
72"**

**\$95**

HALF DAY

**\$125**

FULL DAY

**\$450**

PER WEEK

**\$1350**

PER MONTH

**78"  
Brush Wolf  
Brushhog**

STANDARD FLOW • UP TO 3" BRUSH



**\$115**

HALF DAY

**\$150**

FULL DAY

**\$525**

PER WEEK

**\$1575**

PER MONTH

**Wolverine  
Sweeper Bucket 72"**



**\$125**

HALF DAY

**\$165**

FULL DAY

**\$550**

PER WEEK

**\$1700**

PER MONTH



**Post  
Pounder**

**\$115**

HALF DAY

**\$150**

FULL DAY

**\$525**

PER WEEK

**\$1575**

PER MONTH

**Auger  
12" & 20" Bits**



**\$95**

HALF DAY

**\$125**

FULL DAY

**\$450**


PER WEEK

**\$1350**

PER MONTH

**Rockhound  
Soil  
Preparator 72"**

REMOVES ROCKS &  
CREATES SOFT SOIL SURFACE



**\$125**

HALF DAY

**\$165**

FULL DAY

**\$550**

PER WEEK

**\$1700**

PER MONTH

LOADERS & ATTACHMENTS

SERVING BERKS & LEHIGH COUNTY





**\$130**  
HALF DAY

**\$195**  
FULL DAY

**\$685**  
PER WEEK

**\$1950**  
PER MONTH

**BOBCAT 331G**  
**Mini Excavator**  
BLADE & HYD THUMB  
7,750 LBS

one bucket  
included in rental



**Jumping Jack**

**\$55**  
HALF DAY


**\$75**  
FULL DAY

**\$275**  
PER WEEK

**\$825**  
PER MONTH

**TOOTH BUCKETS**

2', 1.5' & 1'



**DITCH WITCH**  
**Trencher**

6 inch X 4 foot bar

**\$110**  
HALF DAY

**\$145**  
FULL DAY

**\$500**  
PER WEEK

**\$1500**  
PER MONTH



**Plate Tamper**

15" & 20" plate

**\$55**  
HALF DAY

**\$75**  
FULL DAY

**\$275**  
PER WEEK

**\$825**  
PER MONTH

EXCAVATION EQUIPMENT



## 12" VERMEER BC1000XL Chipper

85 HP

<b>\$205</b>	<b>\$275</b>	<b>\$975</b>	<b>\$2950</b>
HALF DAY	FULL DAY	PER WEEK	PER MONTH



## NIFTY SD50 4x4 Self Drive Work Platform

HEIGHT 50FT

WEIGHT 6,000 LBS



<b>\$250</b>	<b>\$295</b>
HALF DAY	FULL DAY
<b>\$1000</b>	<b>\$3000</b>
PER WEEK	PER MONTH



TREE EQUIPMENT

MAN LIFT

<b>\$110</b>	<b>\$145</b>
HALF DAY	FULL DAY
<b>\$510</b>	<b>\$1525</b>
PER WEEK	PER MONTH

## ELIET PROF 5 Chipper

SELF PROPELLED  
5" CAPACITY



<b>\$195</b>	<b>\$275</b>
HALF DAY	FULL DAY
<b>\$950</b>	<b>\$2150</b>
PER WEEK	PER MONTH

## BARRETO 30SGB Stump Grinder

WALK BEHIND 30 HP

<b>\$340</b>	<b>\$450</b>
HALF DAY	FULL DAY
<b>\$1575</b>	<b>\$4750</b>
PER WEEK	PER MONTH

## DEERE CTL & Tree Saw

REACH LIMBS  
23' HIGH  
36" BLADE







<b>\$55</b> HALF DAY	<b>\$75</b> FULL DAY
<b>\$275</b> PER WEEK	<b>\$825</b> PER MONTH

**Enclosed  
Trailer  
5' x 8'**

## PEQUEA Dump Trailer 6.5' x 12'

<b>\$55</b> HALF DAY	<b>\$75</b> FULL DAY
<b>\$275</b> PER WEEK	<b>\$850</b> PER MONTH

9,999 LB GVW  
6,399 LB HAULING CAP  
ramps included



## 7'x18' B-WISE Trailer

<b>\$55</b> HALF DAY	<b>\$75</b> FULL DAY
<b>\$275</b> PER WEEK	<b>\$850</b> PER MONTH

12,000 LB GVWR • 9,300 LB LOAD



TRAILERS

MISCELLANEOUS

<b>\$95</b> HALF DAY	<b>\$125</b> FULL DAY
<b>\$450</b> PER WEEK	<b>\$1350</b> PER MONTH



## Hot Pressure Washer

3.5 GPM  
4000 PSI

<b>\$40</b> HALF DAY	<b>\$55</b> FULL DAY
<b>\$200</b> PER WEEK	<b>\$600</b> PER MONTH



## Trash Pump 3"

<b>\$70</b> HALF DAY	<b>\$95</b> FULL DAY
<b>\$325</b> PER WEEK	<b>\$975</b> PER MONTH



## Power Trowel 36"

<b>\$95</b> HALF DAY	<b>\$125</b> FULL DAY
<b>\$450</b> PER WEEK	<b>\$1350</b> PER MONTH



## EXMARK 48" Mower

<b>\$55</b> HALF DAY	<b>\$75</b> FULL DAY
<b>\$275</b> PER WEEK	<b>\$825</b> PER MONTH



## Concrete Saw 16"

<b>\$70</b> HALF DAY	<b>\$95</b> FULL DAY
<b>\$325</b> PER WEEK	<b>\$975</b> PER MONTH



## Edge Trowel 24"

## DELIVERY PRICING FOR 1-6 TON OF EQUIPMENT

ALL DELIVERY PRICES INCLUDE DROP-OFF AND PICK UP. ALL PRICES ARE BASED ON ROAD MILES ONE WAY BETWEEN LOCATION AND THE RENTAL PLACE SHOP.

**5 MILES OR LESS**  
**5-10 MILES**

**\$90**  
**\$130**

**10-15 MILES**  
**15-20 MILES**

**\$160**  
**\$190**

**20 MILES + \$9 PER MILE**

\*2025, PRICES SUBJECT TO CHANGES WITHOUT NOTICE

EXAMPLE = MACHINE DELIVERED 4 MILES, ONE-WAY FROM OUR LOCATION - DELIVERY CHARGE IS \$90 - PICK-UP IS INCLUDED